





25. Fix the cover (1) to the gearbox housing (2) by using socket bolts (3) (Q.ty 10).


 : 8 mm


 : 75 Nm (55.5 lbf·ft)



26. Fill the gearbox with the lubricant oil. Tighten the plugs (4) into the oil draining-filling holes of the end cover (1).

 : 17 mm


 : 65 ± 5 Nm (48.1 ± 3.7 lbf·ft)




DISASSEMBLY TRAVEL DEVICE (E195B)

Gearbox disassembling method

1. By using a tackle place the gearbox unit (1) on a spacer (2).



2. Unscrew the nos. 2 plugs M22 x 1.5 (3) and the washers from the end cover (4).



3. Unscrew the nos. 13 screws M10x30 (5), grade 12.9, from the end cover (4).

┌ 8 mm

