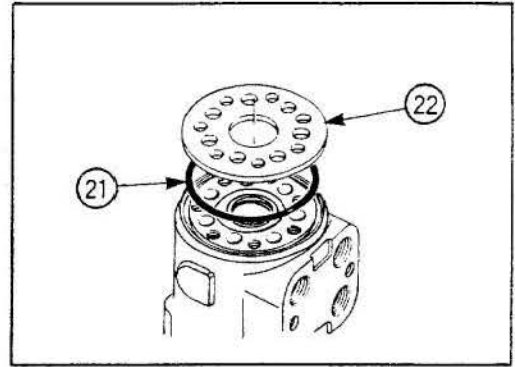
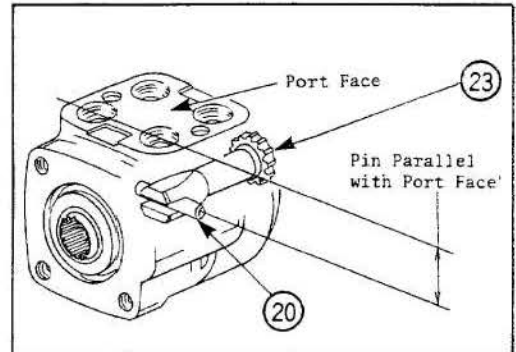


STEERING VALVE

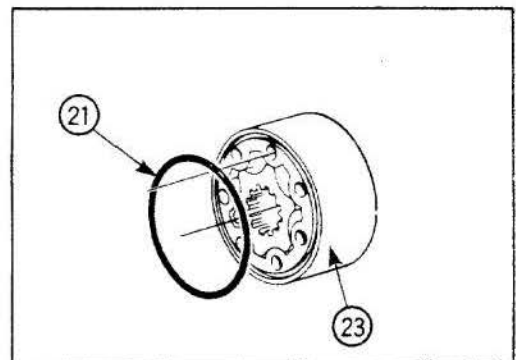
14. Install seal (21) in housing.
Install spacer plate (22):
Align bolts holes in spacer plate with
tapped holes in housing.



15. The spool and sleeve assembly until pin
(20) is parallel with port face.
Install drive (23), make sure you engage
drive with the pin.



16. Install seal (21) in gerotor (23).



17. With seal side of meter toward spacer plate,
align star valleys (ref. A) on drive (ref.
B).

Note the parallel relationship of reference
lines A,B,C, and D.

Align bolt holes without disengaging meter
from drive.

