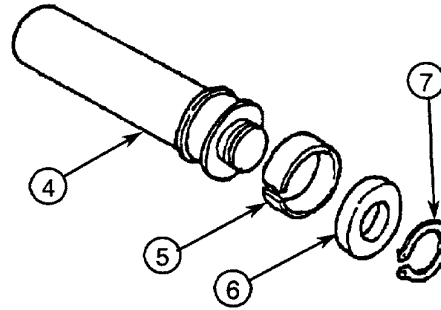


## UNDERCARRIAGE / Track Adjuster

1. Clean all parts.

Install U-ring (6), retaining ring (7), and wear ring (5) to piston rod (4).

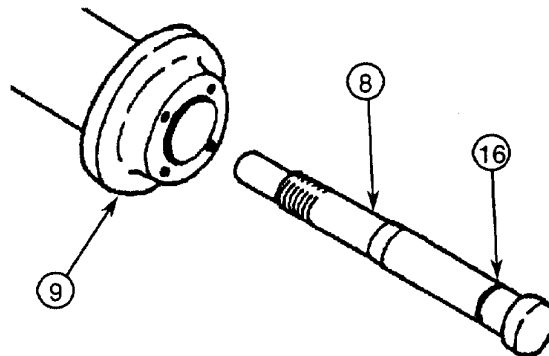


W105-03-04-025

2. Apply a firm of grease to O-ring (16) and install it on rod (8).

Install rod (8) into cylinder (9).

**IMPORTANT: Handle carefully not to damage the O-ring.**

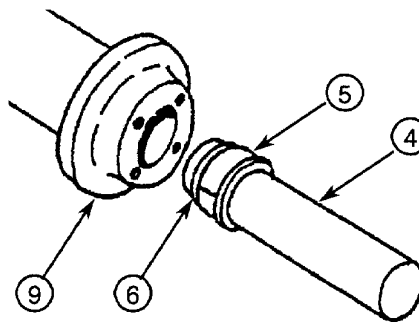


W105-03-04-022

3. Apply grease to U-ring (6) and wear ring (5).  
Apply hydraulic oil to cylinder (9) and piston rod (4).


4. Install piston rod (4) into cylinder (9).


**IMPORTANT: When installing piston rod, apply grease (about 100 mL) onto its head.**

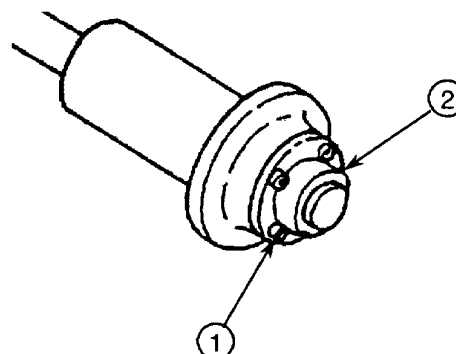


W105-03-04-021

5. Fill flange inside grooves with grease.  
Install flange (2) into cylinder and tighten socket bolts (1).

 : 8 mm

 : 64 N·m ( 6.5 kgf·m, 47 lbf·ft )



W105-03-04-020