





UPPERSTRUCTURE/Pilot Valve


Installation

1. Install the left and right pilot valves with bolts (1).



 : 10 mm
 : 2.9 to 3.9 N·m
(0.3 to 0.4 kgf·m, 2.2 to 2.9 lbf·ft)

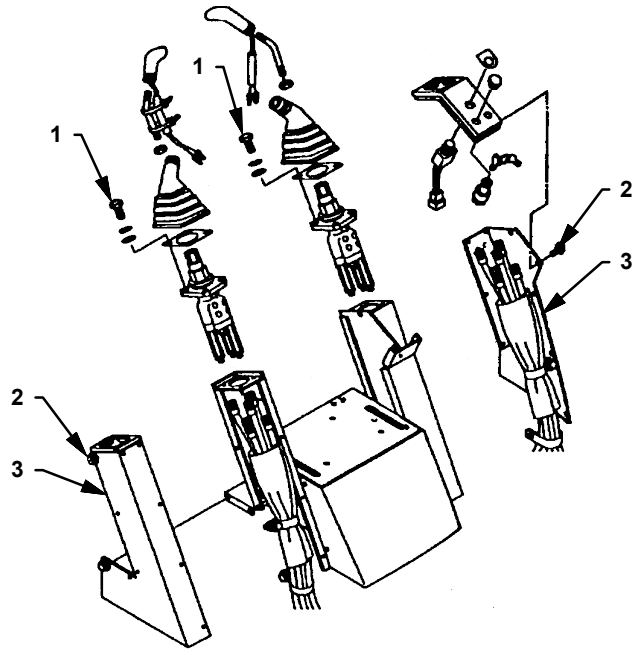
2. Connect the hoses and electrical lines to the left and right pilot valve.

 : 22 mm
 : 39 N·m (4 kgf·m, 29 lbf·ft)

 **NOTE:** After connecting all hoses, start the engine and check the hose connections for oil leaks.

3. Install cover (3) using bolts (2) on the left and right lever stands.

 : 10 mm
 : 2.9 to 3.9 N·m
(0.3 to 0.4 kgf·m, 2.2 to 2.9 lbf·ft)



W117-02-05-001