


BODY (TRAVEL SYSTEM) / Drive Unit

Disassembly of Drive Unit

Removal and Disassembly of Torque Converter


Drainage of Oil and Removal of Charging Pump

1. Hoist the drive unit vertically or place it on a stand.
Remove drain plug (83) from transmission case (30). Drain oil from transmission case (30).

 : 17 mm

 **CAUTION: Drive unit weight: 890 kg (2000 lb)**


2. Remove bolts (107) (4 used) and washers (108) (4 used) from suction tube (28). Remove gasket (109), O-ring (110) and strainer (29) from transmission case (30).

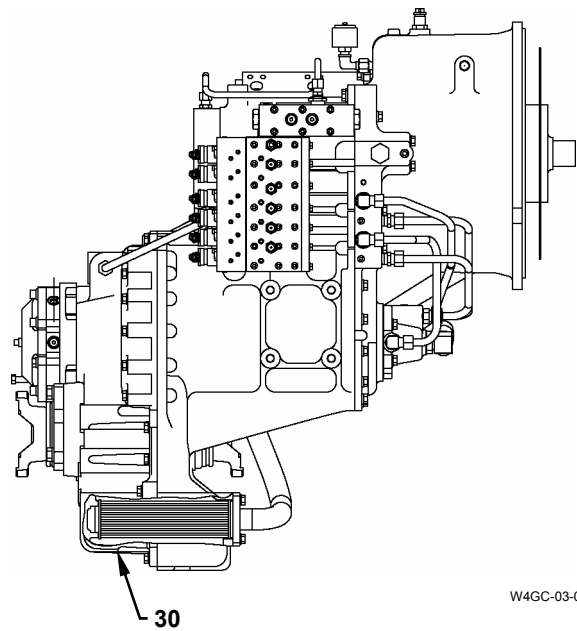
 : 19 mm

3. Remove bolts (111) (8 used) from split flanges (112) (4 used). Remove suction tubes (3) (2 used) and O-rings (113) (2 used) from charging pump (4).

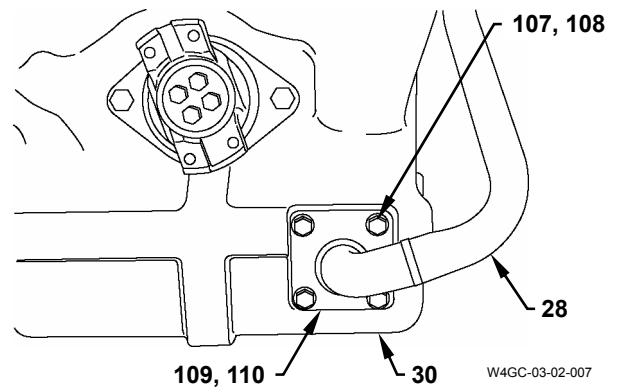
 : 17 mm, 36 mm

4. Remove bolts (114) (2 used) and washers (115) (2 used) from charging pump (4).

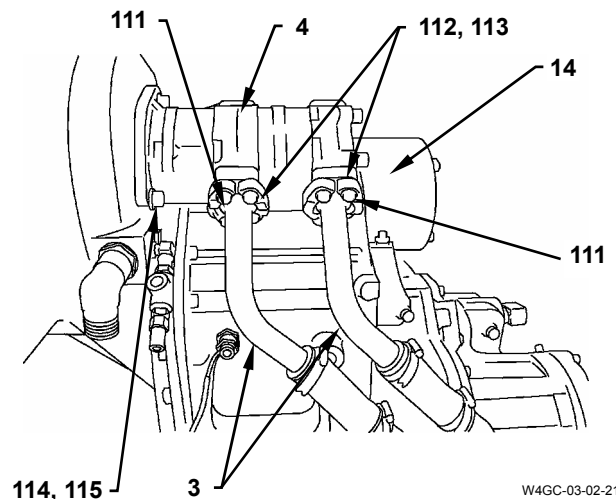
 : 19 mm



W4GC-03-02-215



W4GC-03-02-007



W4GC-03-02-217