

Front Bearing

Remove Woodruff Key (1, Fig. 22) from rotor shaft.




Fig. 22-Remove Woodruff Key

16

Compress bearing retainer (Fig.23) and remove rotor and bearing from front housing.

Press bearing from rotor shaft or use A-216 Puller to pull bearing from shaft.




Fig. 23-Compress Bearing Retainer

Using A-203 (1, Fig. 24) and A-207 (2) Tools, press bearing into housing.

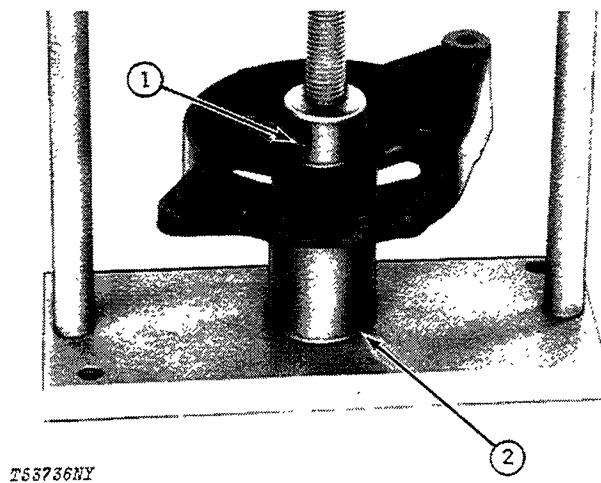


Fig. 24-Install Front Bearing