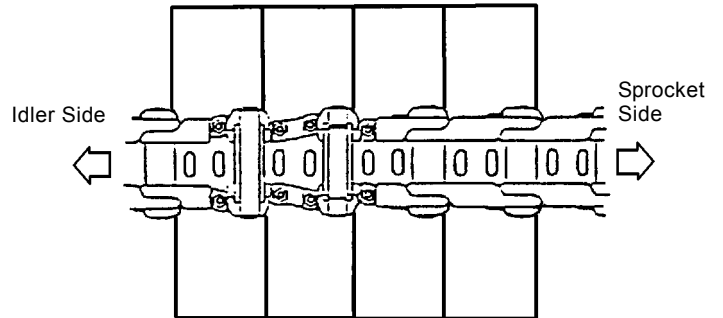


## UNDERCARRIAGE / Track

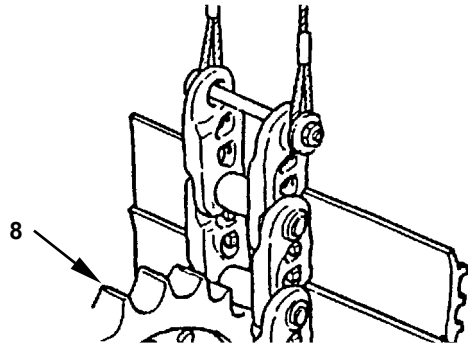
### Installation

1. Jack up the machine. Set the track under the lower roller so that the sprocket meshes with the track end.  
Check the direction of track.




W105-03-07-013

2. Hoist and place the track on sprocket (8).



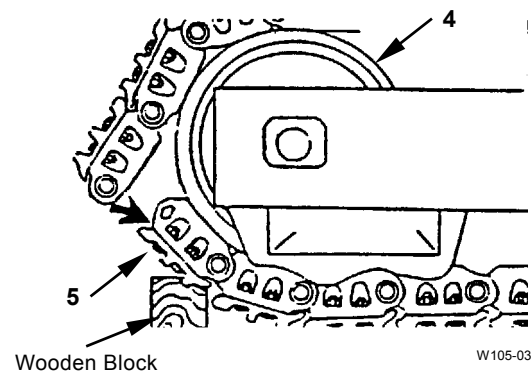
W105-03-07-014

3. With the machine jacked up, slowly operate the lever for the track to be installed in the forward direction. Turn travel device (9) and wind the track.



W105-03-07-015

4. Wind the track until the connecting part of track link reaches front idler (4). Lower the machine. Place a wooden block under shoe (5) and support shoe (5).



W105-03-07-016