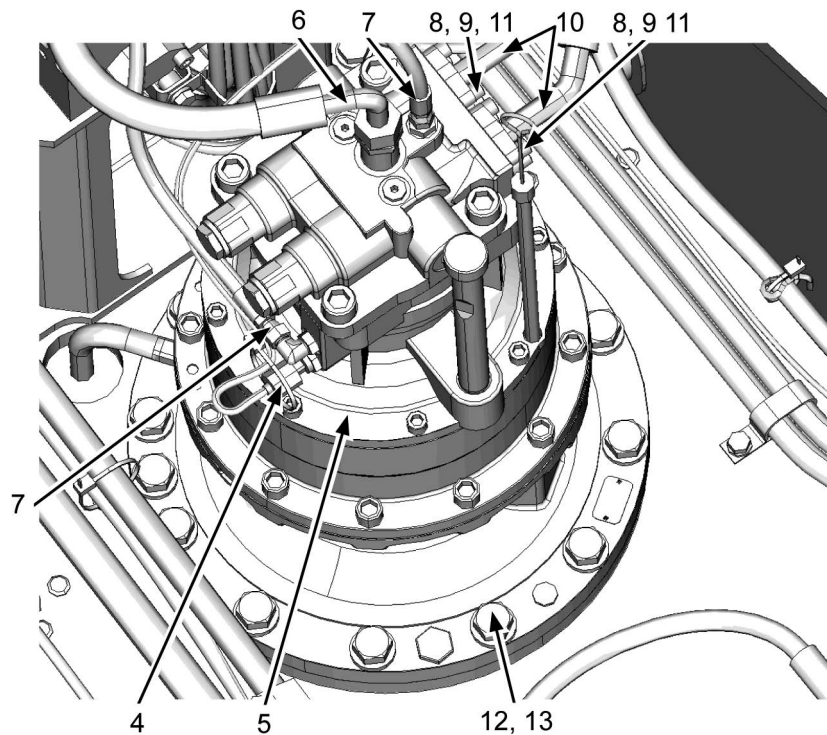



SECTION 3 UPPERSTRUCTURE


Group 10 Swing Device




WDCD-03-10-001

4. Disconnect connector (4).
5. Place a container under swing device (5).
Disconnect hose (6).
6. Disconnect hoses (7) (2 used).
7. Remove socket bolts (8) (8 used) and flanges (9) (4 used). Disconnect hoses (10) (2 used). Remove O-rings (11) (2 used).


 : 36 mm

 : 19 mm

 : 8 mm

⚠ CAUTION: Swing device (5) weight: 220 kg (490 lb)

8. Attach a nylon sling onto the body of swing motor. Hoist and hold swing device (5).
9. Remove bolts (12) (14 used) and washers (13) (14 used). Remove swing device (5).
10. Remove the adapter with swing device (5) attached if necessary.

 : 30 mm